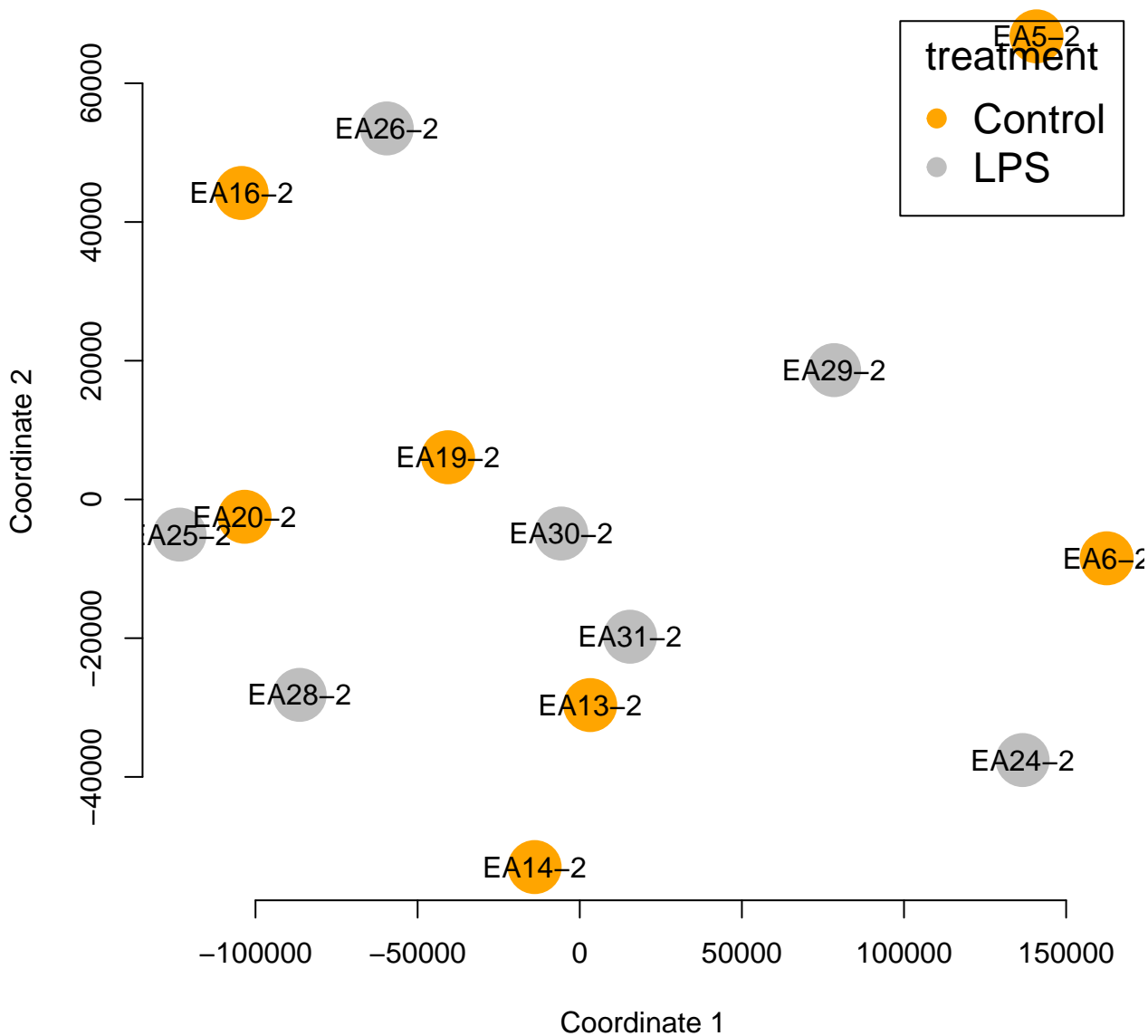
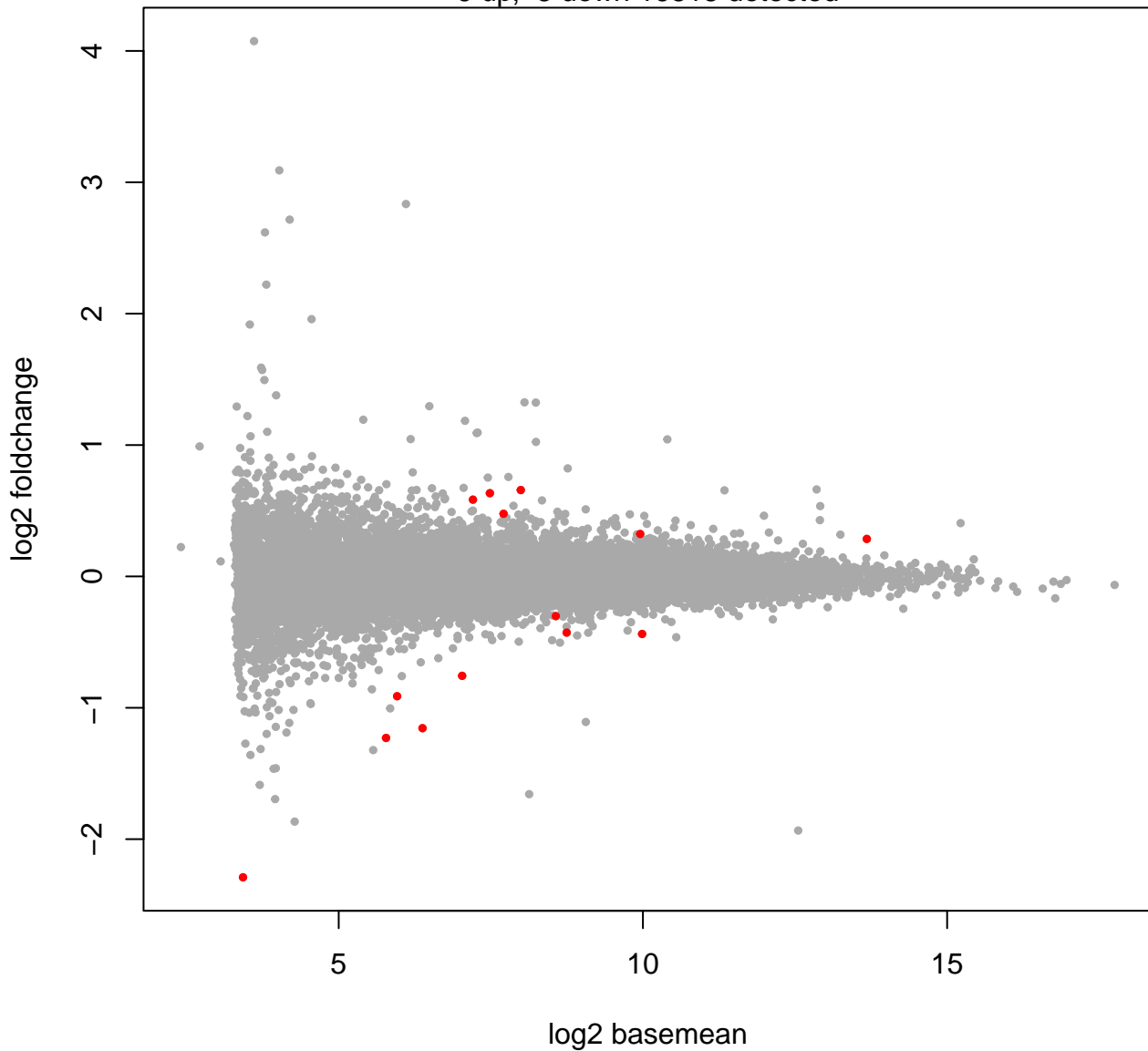


## Cont2: Effect of LPS treatment in amygdala



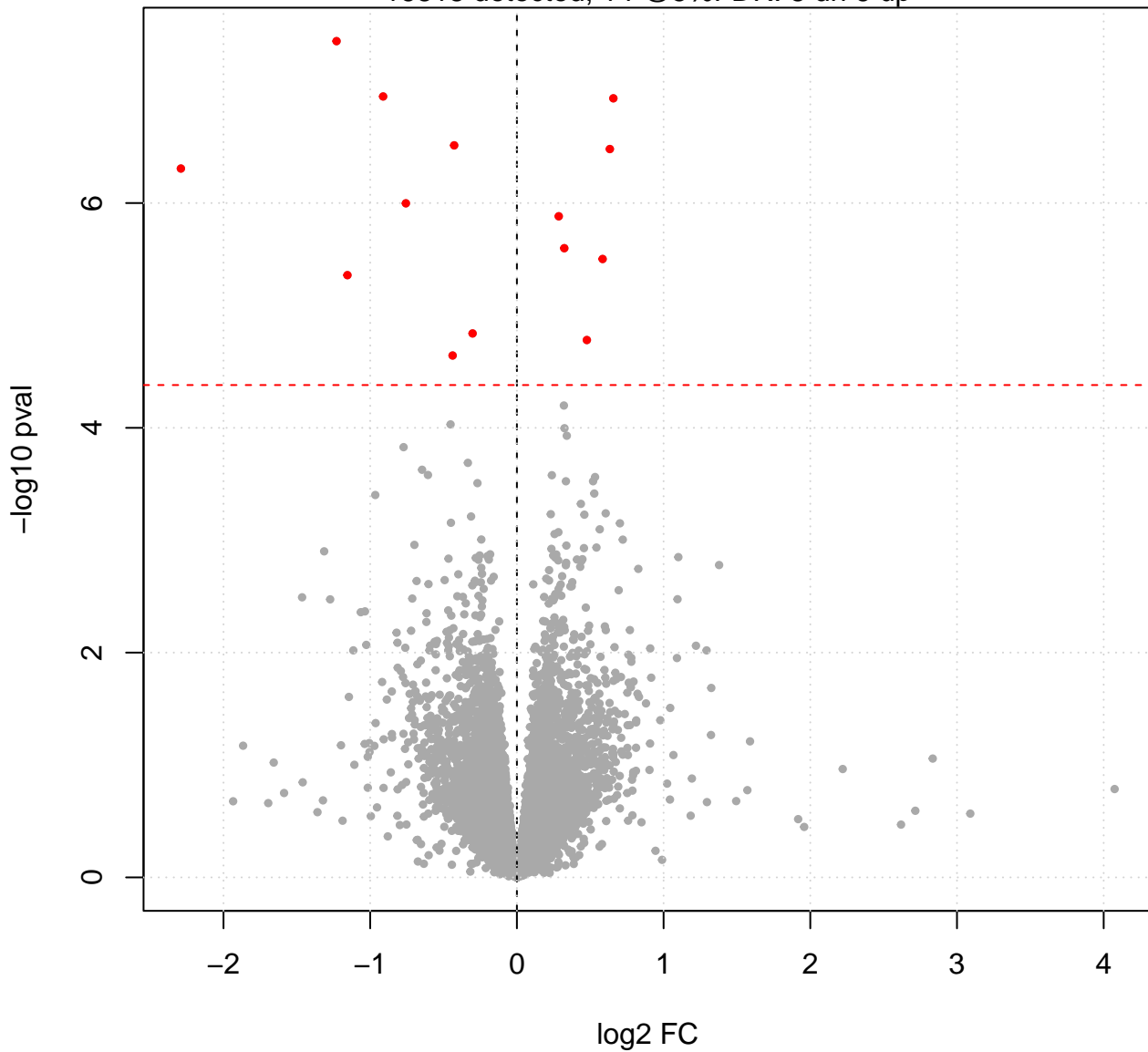
## Cont2: Effect of LPS treatment in amygdala

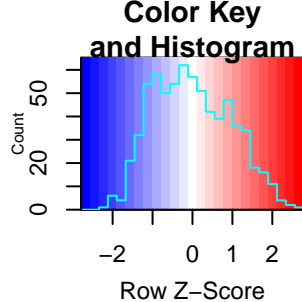
6 up, 8 down 16818 detected



## Cont2: Effect of LPS treatment in amygdala

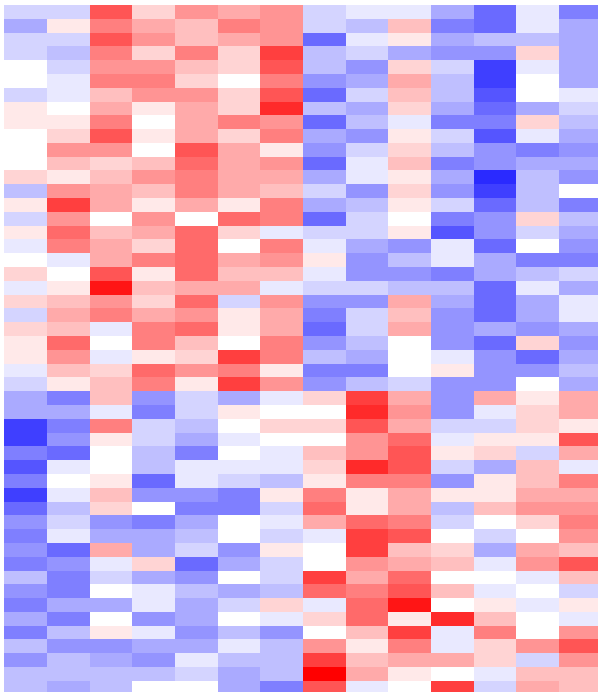
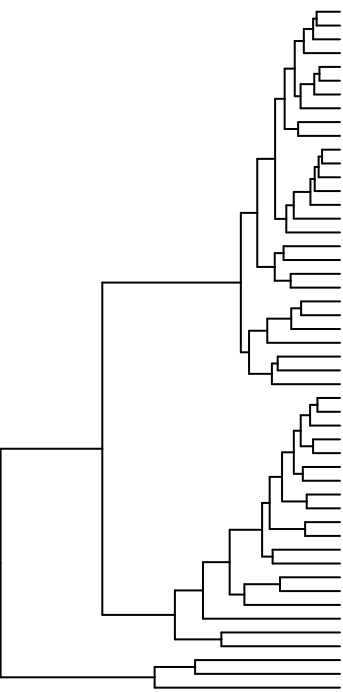
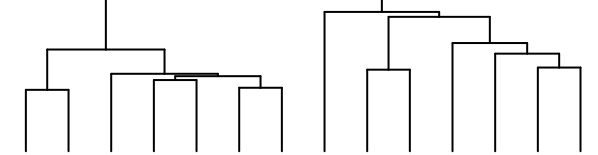
16818 detected, 14 @5%FDR: 8 dn 6 up





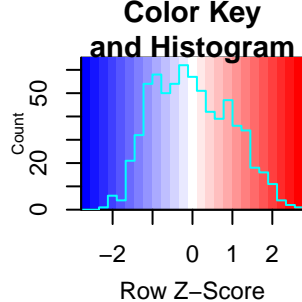
## Genes in Cont2: Effect of LPS treatment in amygdala

ctrl=orange, LPS=gray, OVA=yellow



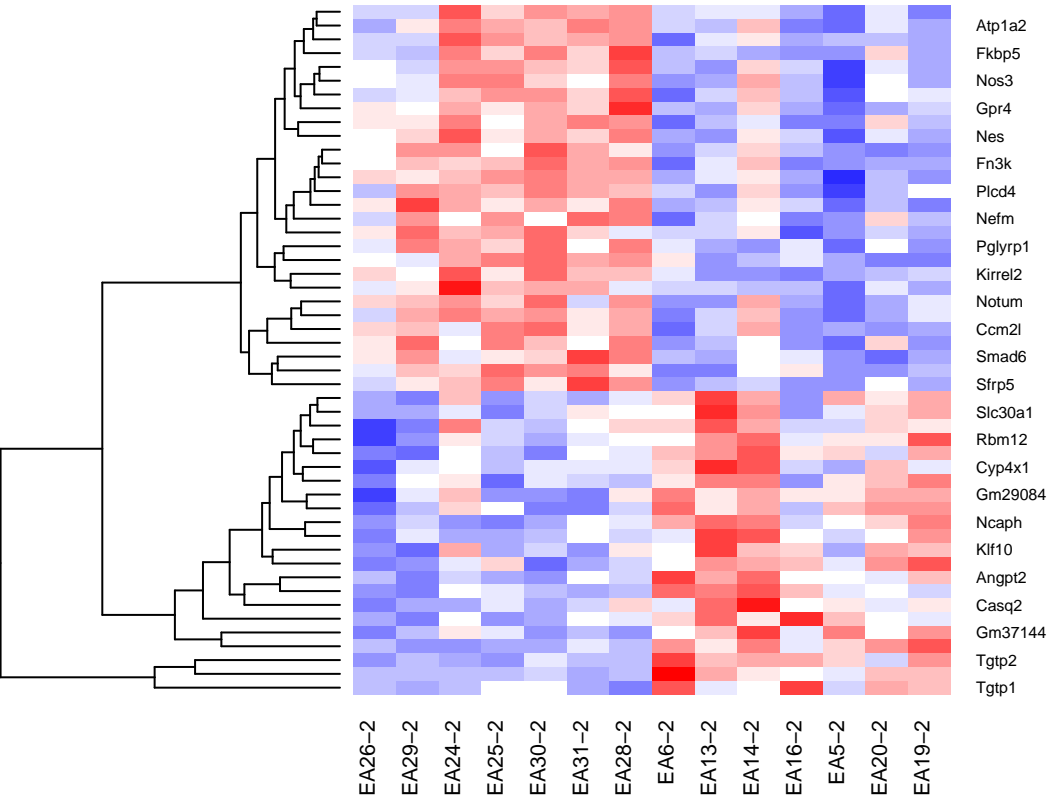
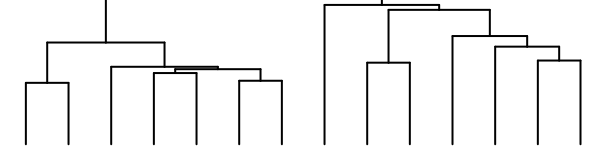
- ENSMUSG0000007097.15 Atp1a2
- ENSMUSG00000024222.18 Fkbp5
- ENSMUSG00000028978.13 Nos3
- ENSMUSG00000044317.8 Gpr4
- ENSMUSG00000004891.17 Nes
- ENSMUSG00000025175.13 Fn3k
- ENSMUSG00000026173.16 Plcd4
- ENSMUSG00000022054.12 Nefm
- ENSMUSG00000030413.8 Pglyrp1
- ENSMUSG00000036915.18 Kirrel2
- ENSMUSG00000042988.11 Notum
- ENSMUSG00000027474.14 Ccm2l
- ENSMUSG00000036867.8 Smad6
- ENSMUSG00000018822.8 Strp5
- ENSMUSG00000037434.8 Slc30a1
- ENSMUSG000000089824.11 Rbm12
- ENSMUSG00000047155.14 Cyp4x1
- ENSMUSG00000100750.2 Gm29084
- ENSMUSG00000034906.16 Ncaph
- ENSMUSG00000037465.11 Klf10
- ENSMUSG00000031465.7 Angpt2
- ENSMUSG00000027861.14 Casq2
- ENSMUSG00000102275.2 Gm37144
- ENSMUSG00000078921.4 Tgtp2
- ENSMUSG00000078922.10 Tgtp1

EA26-2 EA29-2 EA24-2 EA25-2 EA30-2 EA31-2 EA28-2 EA6-2 EA13-2 EA14-2 EA16-2 EA5-2 EA20-2 EA19-2

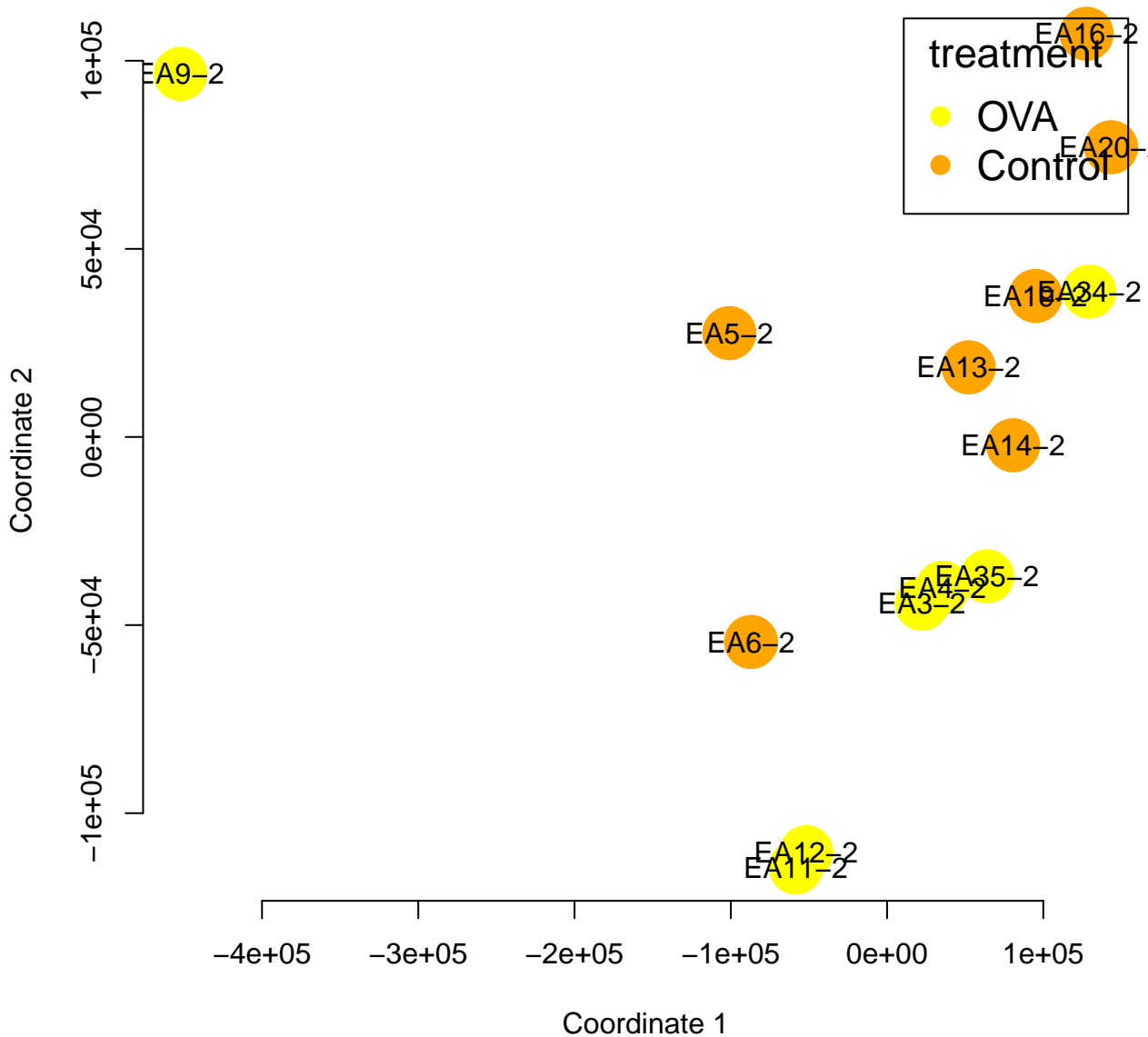


## Genes in Cont2: Effect of LPS treatment in amygdala

ctrl=orange, LPS=gray, OVA=yellow

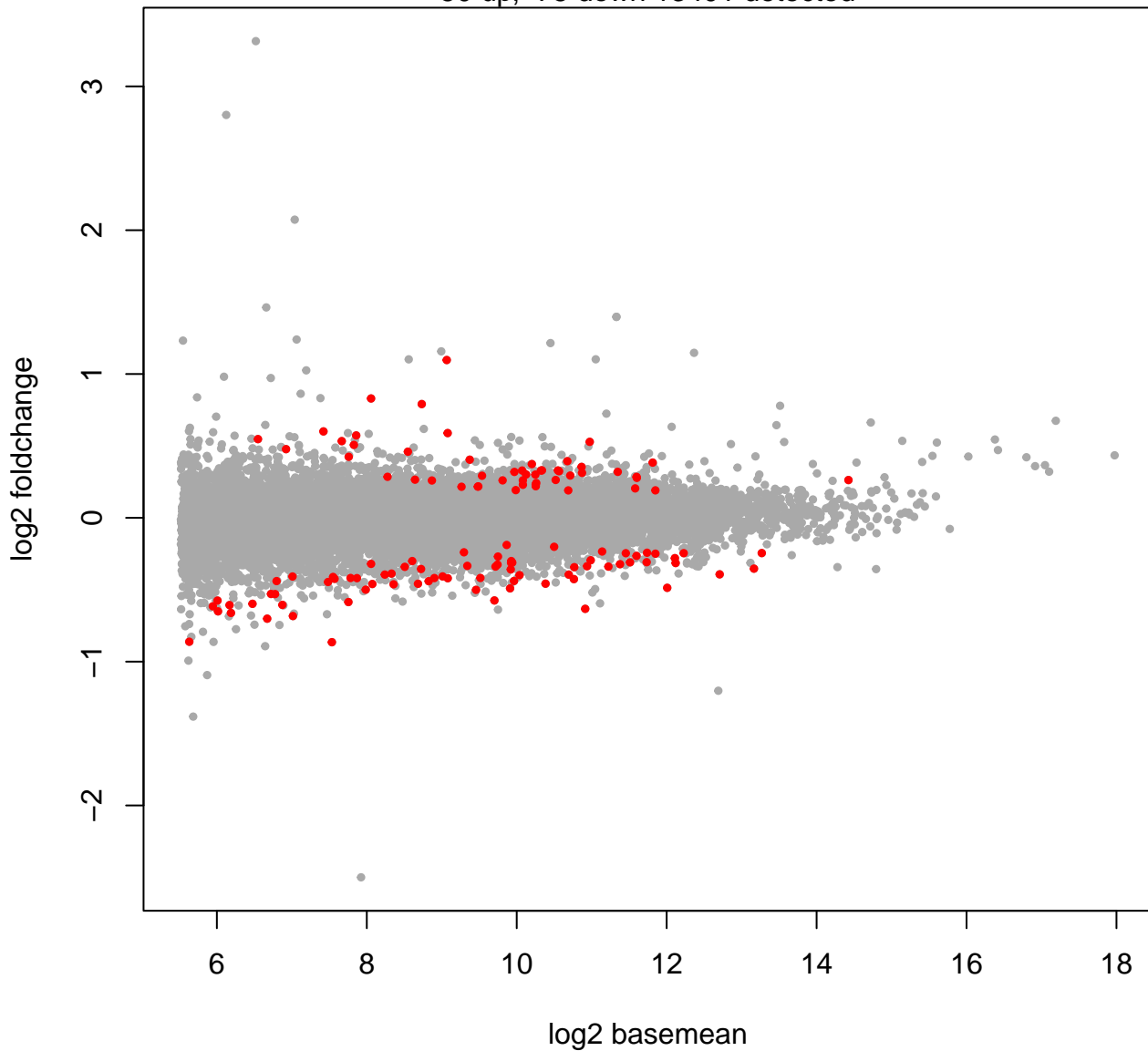


## Cont2: Effect of OVA treatment in amygdala



## Cont2: Effect of OVA treatment in amygdala

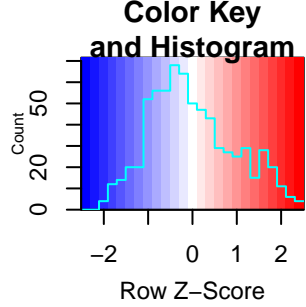
50 up, 75 down 13401 detected



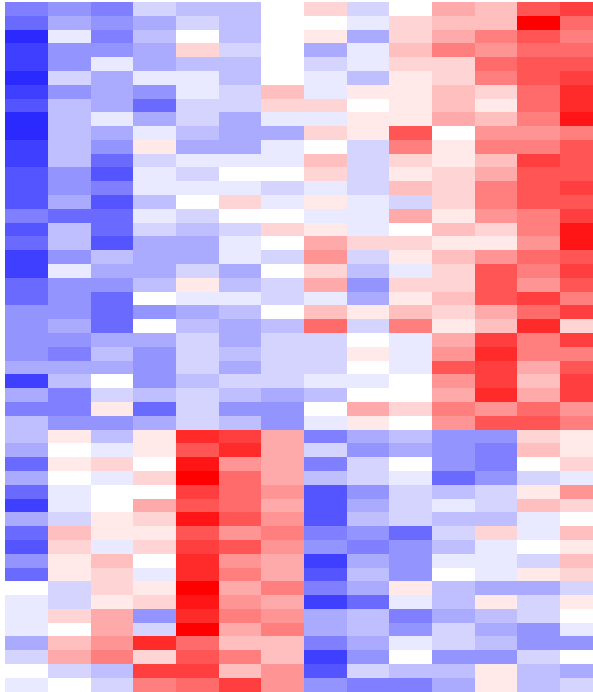
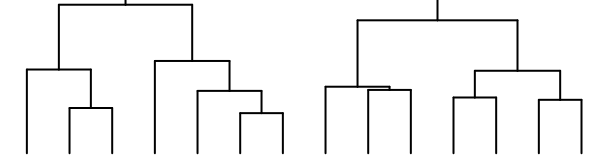




# Genes in Cont2: Effect of OVA treatment in amygdala

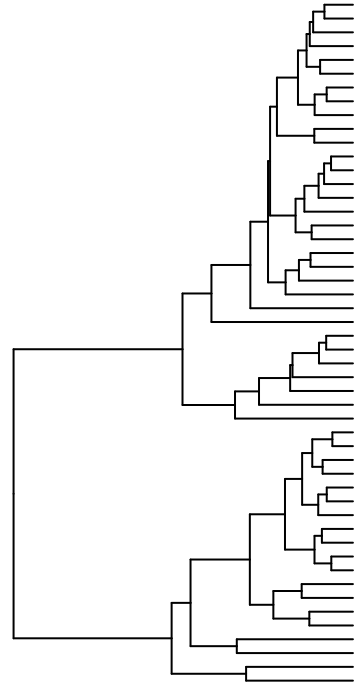


ctrl=orange, LPS=gray, OVA=yellow

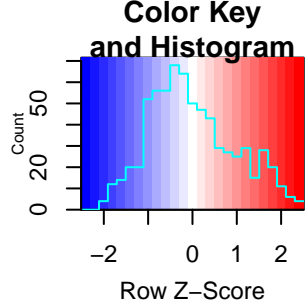


ENSMUSG00000002578.19 Ilkzf4  
 ENSMUSG00000063142.16 Kcnma1  
 ENSMUSG00000029420.15 Rimbp2  
 ENSMUSG00000009079.17 Ewsr1  
 ENSMUSG00000034413.15 Neur1b  
 ENSMUSG00000032507.16 Fbxl2  
 ENSMUSG00000059149.18 Mfsd4a  
 ENSMUSG00000085133.3 B930095G15Rik  
 ENSMUSG00000038260.11 Trpm4  
 ENSMUSG00000013236.18 Ptprs  
 ENSMUSG00000049804.10 Armcx4  
 ENSMUSG00000075511.10 1700001L05Rik  
 ENSMUSG00000022521.11 Crebbp  
 ENSMUSG00000028804.21 Csm2  
 ENSMUSG00000030209.15 Grin2b  
 ENSMUSG00000038633.6 Degs1  
 ENSMUSG00000046240.9 Hepacam  
 ENSMUSG00000031513.9 Leprot1  
 ENSMUSG00000024782.8 Ak3  
 ENSMUSG00000025791.19 Pgm1  
 ENSMUSG00000052656.13 Rnf103  
 ENSMUSG00000020044.14 Timp3  
 ENSMUSG00000053279.9 Aldh1a1  
 ENSMUSG00000024210.4 Ipk3  
 ENSMUSG00000018822.8 Strp5

EA9-2  
 EA34-2  
 EA3-2  
 EA4-2  
 EA11-2  
 EA12-2  
 EA35-2  
 EA16-2  
 EA5-2  
 EA6-2  
 EA19-2  
 EA20-2  
 EA13-2  
 EA14-2



# Genes in Cont2: Effect of OVA treatment in amygdala



ctrl=orange, LPS=gray, OVA=yellow

